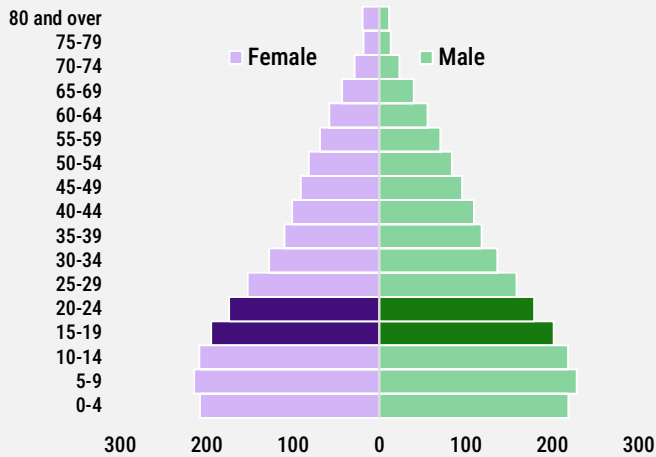


ZAMBOANGA PENINSULA PROFILE

2021 YOUNG ADULT FERTILITY AND SEXUALITY STUDY



Population Pyramid of Zamboanga Peninsula: 2020
(in thousands)



Source: Household population data from the 2020 Census of Population and Housing

Zamboanga Peninsula exhibits an expansive population pyramid, indicating a young and growing population.

There are 0.7 million youth aged 15-24 in Zamboanga Peninsula, constituting almost a fifth (19.3%) of the regional population. The region accounts for 3.6% of the country's youth population.

The following are the sociodemographic characteristics of the youth in Zamboanga Peninsula compared with the whole country, based on the results from the 2021 Young Adult Fertility and Sexuality Study (YAFS5).

Table 1. Percent distribution of youth by selected background characteristics: Zamboanga Peninsula and Philippines, YAFS 2021

Background Characteristics	Zamboanga Peninsula	Philippines
Sex		
Male	56.4	48.8
Female	43.6	51.2
Age		
15-19	62.3	58.9
20-24	37.7	41.1
Educational attainment		
No education/Elementary level	8.3	7.0
Grades 7-10	43.8	40.2
Grades 11-12	26.9	28.5
Some college or higher	21.1	24.3
Socioeconomic status (wealth quintile)		
Lowest (Poorest)	34.6	15.1
Second	33.0	17.8
Middle	17.5	19.2
Fourth	8.8	22.0
Highest (Wealthiest)	(6.1)	25.9

Note: Figures in parentheses are based on 25-49 unweighted cases.

The tables below provide a picture of Zamboanga Peninsula behavior in terms of the percentages of ages 15-24 who engage in certain activities and exhibit particular attributes.

Table 2. Percentage of youth by substance use experience, by sex and age group: Zamboanga Peninsula, YAFS 2021

Substance use and abuse	Male			Female			Both sexes		
	15-19	20-24	15-24	15-19	20-24	15-24	15-19	20-24	15-24
Ever tried smoking	21.2	49.9	31.7	4.0	8.4	5.7	13.9	31.1	20.4
Currently smoking	11.4	32.5	19.1	–	–	–	6.5	17.8	10.8
Ever tried vaping	7.6	15.4	10.4	3.3	1.9	2.7	5.7	9.3	7.1
Currently vaping	0.4	0.9	0.6	–	–	–	0.2	0.5	0.3
Ever tried drinking	34.2	66.1	45.9	33.4	55.0	41.8	33.9	61.1	44.1
Currently drinking	11.9	42.0	22.8	8.4	9.0	8.6	10.4	27.0	16.6

Note: A dash indicates that a figure is less than 0.1 percent.

Figure 1. Percentage of youth in Zamboanga Peninsula who ever had premarital sex (PMS) by sex

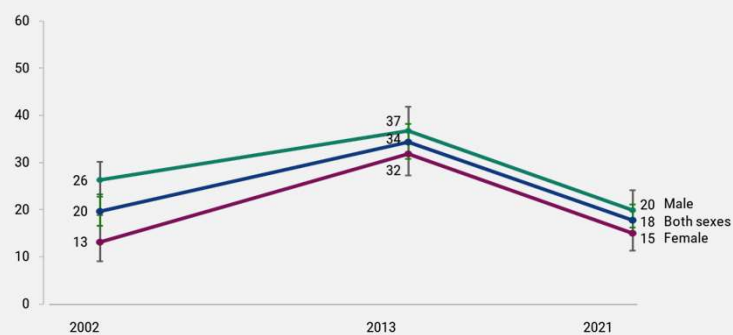
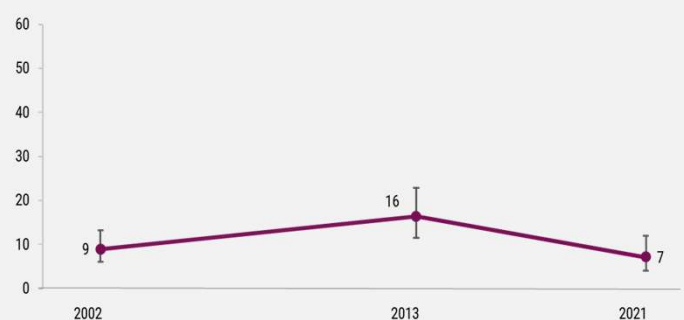


Figure 2. Percentage of female youth aged 15-19 in Zamboanga Peninsula who have begun childbearing



ZAMBOANGA PENINSULA PROFILE

2021 YOUNG ADULT FERTILITY AND SEXUALITY STUDY



Table 3. Percentage of youth by suicidal experiences and experience of violence, by sex and age group: Zamboanga Peninsula YAFS 2021

Suicide and violence	Male			Female			Both sexes		
	15-19	20-24	15-24	15-19	20-24	15-24	15-19	20-24	15-24
Ever thought of committing suicide	5.5	9.6	7.0	24.5	18.5	22.1	13.6	13.6	13.6
Ever tried to commit suicide	2.1	6.5	3.7	16.1	11.3	14.2	8.1	8.7	8.3
Been physically hurt by someone in the past 12 months	8.7	10.7	9.4	10.4	2.2	7.2	9.4	6.8	8.4
Ever harassed someone using technology	2.6	1.8	2.3	5.0	2.1	3.9	3.6	1.9	3.0
Ever been harassed by someone using technology	4.5	4.5	4.5	13.1	10.5	12.1	8.2	7.2	7.8

Table 4. Percentage of youth with sexual experience, by sex and age group: Zamboanga Peninsula, YAFS 2021

Sexual risk behaviors	Male			Female			Both sexes		
	15-19	20-24	15-24	15-19	20-24	15-24	15-19	20-24	15-24
Ever had premarital sex (PMS)	8.3	40.0	19.9	5.8	29.5	15.1	7.2	35.2	17.8
Ever had sex before the age of 18, among those aged 18-24	10.1	4.3	6.4	13.7	12.6	13.0	11.8	8.0	9.4
Used contraceptive at first PMS, among those who had PMS	*	77.0	75.7	*	(47.6)	41.8	(55.5)	65.8	63.2
Ever had casual sex among those who had sex	*	7.1	8.0	-	(1.4)	1.0	(5.9)	4.5	4.8
Ever been pregnant or gotten someone pregnant	0.5	11.8	4.9	7.7	35.1	17.8	3.8	22.9	11.0

Note. Figures in parentheses are based on 25-49 unweighted cases. An asterisk indicates that a figure is based on fewer than 25 unweighted cases and has been suppressed. A dash indicates that a figure is less than 0.1 percent.

Table 5. Percentage of female youth aged 15-19 who have begun childbearing, by single age: Zamboanga Peninsula, YAFS 2021

Teenage fertility	Current age					
	15	16	17	18	19	15-19
Young women who have begun childbearing	(2.8)	(4.2)	(4.5)	(8.2)	*	7.1

Note. Figures in parentheses are based on 25-49 unweighted cases. An asterisk indicates that a figure is based on fewer than 25 unweighted cases and has been suppressed.

Table 6. Percentage of youth who are aware of sexually transmitted infections, by sex and age group: Zamboanga Peninsula, YAFS 2021

Sexual health awareness	Male			Female			Both sexes		
	15-19	20-24	15-24	15-19	20-24	15-24	15-19	20-24	15-24
Aware of Sexually Transmitted Infections (STIs)	23.8	33.7	27.4	26.6	32.9	29.1	25.0	33.3	28.1
Heard of HIV and/or AIDS	55.0	70.9	60.8	62.2	73.3	66.5	58.1	72.0	63.3
Comprehensive correct knowledge of HIV and/or AIDS	33.8	37.5	35.4	14.1	16.8	15.3	24.8	28.0	26.2

Table 7. Percentage of youth by use of information and communication technology, by sex and age group: Zamboanga Peninsula, YAFS 2021

Use of information and communication technology	Male			Female			Both sexes		
	15-19	20-24	15-24	15-19	20-24	15-24	15-19	20-24	15-24
Use the internet	83.2	79.3	81.7	74.0	78.7	75.8	79.3	79.0	79.2
Has access to a smartphone	82.2	83.2	82.6	80.7	84.3	82.1	81.6	83.7	82.4
Had <i>incidental</i> exposure to pornographic or sexually explicit content in the last 3 months	48.6	57.4	51.9	18.2	20.4	19.0	35.7	40.6	37.5
Had <i>intentional</i> exposure to pornographic or sexually explicit content in the last 3 months	24.1	34.9	28.1	4.4	5.9	5.0	15.8	21.7	18.0
Ever sent sex photos or videos through phone or internet	16.5	22.4	18.7	2.4	2.5	2.4	10.5	13.3	11.6
Ever received sex photos or videos through phone or internet	23.2	34.5	27.3	24.8	23.0	24.1	23.9	29.2	25.9
Ever engaged in phone sex	2.1	6.7	3.8	-	2.2	0.9	1.2	4.7	2.5

Table 8. Percentage of youth by selected lifestyle indicators, by sex and age group: Zamboanga Peninsula, YAFS 2021

Lifestyle	Male			Female			Both sexes		
	15-19	20-24	15-24	15-19	20-24	15-24	15-19	20-24	15-24
Do physical exercise	77.4	81.0	78.7	75.4	63.6	70.8	76.6	73.1	75.3
With at least 8 average hours of sleep everyday	85.6	86.6	85.9	68.5	68.2	68.4	78.3	78.2	78.3

Suggested citation: University of the Philippines Population Institute (UPPI). (2023, January). *YAFS5 regional profile: Zamboanga Peninsula*. <https://www.uppi.upd.edu.ph/sites/default/files/pdf/yafs5-regional-profiles-ZAMBOANGA-PENINSULA.pdf>

