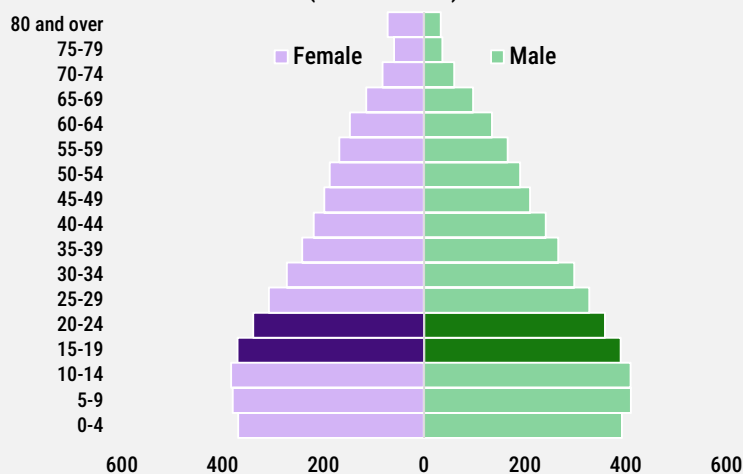


# WESTERN VISAYAS PROFILE

## 2021 YOUNG ADULT FERTILITY AND SEXUALITY STUDY



**Population Pyramid of Western Visayas: 2020**  
(in thousands)



Source: Household population data from the 2020 Census of Population and Housing

Western Visayas exhibits an almost bell-shaped population pyramid, indicating a still young and growing population whose birth rates are only beginning to decline.

There are 1.4 million youth aged 15-24 in Western Visayas, constituting almost a fifth (18.3%) of the regional population. The region accounts for 7.1% of the country's youth population.

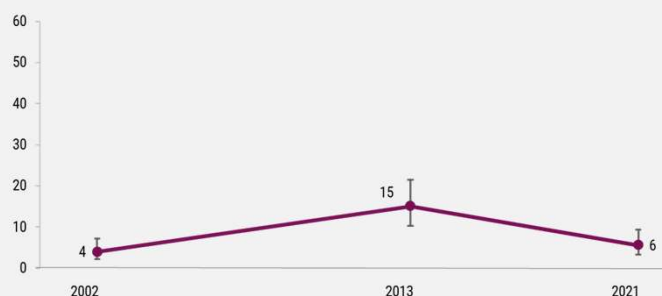
The following are the sociodemographic characteristics of the youth in Western Visayas compared with the whole country, based on the results from the 2021 Young Adult Fertility and Sexuality Study (YAFS5).

**Table 1. Percent distribution of youth by selected background characteristics: Western Visayas and Philippines, YAFS 2021**

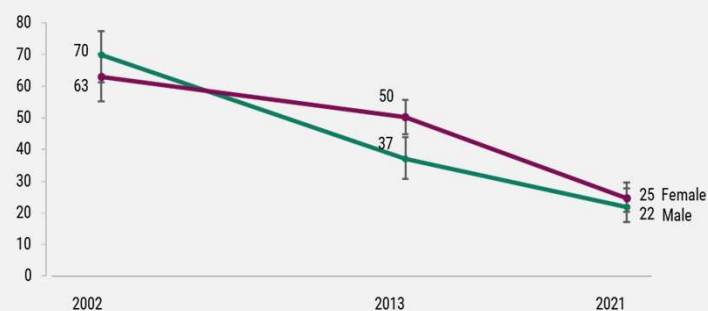
Background Characteristics	Western Visayas	Philippines
<b>Sex</b>		
Male	44.8	48.8
Female	55.2	51.2
<b>Age</b>		
15-19	61.6	58.9
20-24	38.4	41.1
<b>Educational attainment</b>		
No education/Elementary level	(6.7)	7.0
Grades 7-10	36.0	40.2
Grades 11-12	31.4	28.5
Some college or higher	25.9	24.3
<b>Socioeconomic status (wealth quintile)</b>		
Lowest (Poorest)	21.4	15.1
Second	32.6	17.8
Middle	22.0	19.2
Fourth	13.8	22.0
Highest (Wealthiest)	10.2	25.9

Note: Figures in parentheses are based on 25-49 unweighted cases.

**Figure 1. Percentage of female youth aged 15-19 in Western Visayas who have begun childbearing**



**Figure 2. Percentage of youth in Western Visayas who are aware of STIs**



The tables below provide a picture of Western Visayas behavior in terms of the percentages of ages 15-24 who engage in certain activities and exhibit particular attributes.

**Table 2. Percentage of youth by substance use experience, by sex and age group: Western Visayas, YAFS 2021**

Substance use and abuse	Male			Female			Both sexes		
	15-19	20-24	15-24	15-19	20-24	15-24	15-19	20-24	15-24
Ever tried smoking	35.9	70.3	49.8	7.7	19.2	11.9	19.9	43.3	28.9
Currently smoking	20.4	49.3	32.1	2.2	2.6	2.3	10.0	24.7	15.7
Ever tried vaping	24.5	24.8	24.6	6.6	9.9	7.8	14.3	17.0	15.3
Currently vaping	1.7	1.1	1.4	0.6	0.7	0.7	1.1	0.9	1.0
Ever tried drinking	59.5	91.0	72.3	54.1	67.9	59.2	56.5	78.8	65.0
Currently drinking	33.4	66.3	46.7	17.4	25.1	20.2	24.3	44.5	32.1

# WESTERN VISAYAS PROFILE

## 2021 YOUNG ADULT FERTILITY AND SEXUALITY STUDY



**Table 3. Percentage of youth by suicidal experiences and experience of violence, by sex and age group: Western Visayas YAFS 2021**

Suicide and violence	Male			Female			Both sexes		
	15-19	20-24	15-24	15-19	20-24	15-24	15-19	20-24	15-24
Ever thought of committing suicide	14.1	12.9	13.6	26.7	29.7	27.8	21.2	21.8	21.4
Ever tried to commit suicide	3.4	2.7	3.1	12.1	8.3	10.7	8.3	5.7	7.3
Been physically hurt by someone in the past 12 months	10.3	4.9	8.1	8.6	8.9	8.7	9.4	7.0	8.4
Ever harassed someone using technology	5.5	0.7	3.5	3.2	0.7	2.3	4.2	0.7	2.8
Ever been harassed by someone using technology	10.6	12.0	11.2	12.8	13.4	13.0	11.9	12.7	12.2

**Table 4. Percentage of youth with sexual experience, by sex and age group: Western Visayas, YAFS 2021**

Sexual risk behaviors	Male			Female			Both sexes		
	15-19	20-24	15-24	15-19	20-24	15-24	15-19	20-24	15-24
Ever had premarital sex (PMS)	8.5	46.1	23.7	6.7	25.9	13.7	7.4	35.4	18.2
Ever had sex before the age of 18, among those aged 18-24	7.5	18.9	14.9	8.8	15.3	12.5	8.3	17.0	13.6
Used contraceptive at first PMS, among those who had PMS	*	76.7	76.1	*	51.9	57.7	(72.4)	67.1	68.4
Ever had casual sex among those who had sex	*	27.1	28.0	-	4.0	2.8	(13.3)	16.2	15.5
Ever been pregnant or gotten someone pregnant	1.7	16.3	7.5	6.0	29.1	14.4	4.3	21.0	10.7

Note. Figures in parentheses are based on 25-49 unweighted cases. An asterisk indicates that a figure is based on fewer than 25 unweighted cases and has been suppressed. A dash indicates that a figure is less than 0.1 percent.

**Table 5. Percentage of female youth aged 15-19 who have begun childbearing, by single age: Western Visayas, YAFS 2021**

Teenage fertility	Current age					
	15	16	17	18	19	15-19
Young women who have begun childbearing	-	(6.1)	4.5	8.4	(7.6)	5.6

Note. Figures in parentheses are based on 25-49 unweighted cases. A dash indicates that a figure is less than 0.1 percent.

**Table 6. Percentage of youth who are aware of sexually transmitted infections, by sex and age group: Western Visayas, YAFS 2021**

Sexual health awareness	Male			Female			Both sexes		
	15-19	20-24	15-24	15-19	20-24	15-24	15-19	20-24	15-24
Aware of Sexually Transmitted Infections (STIs)	20.0	24.6	21.9	19.4	33.8	24.7	19.7	29.4	23.4
Heard of HIV and/or AIDS	68.3	85.3	75.2	79.9	87.6	82.8	74.9	86.5	79.3
Comprehensive correct knowledge of HIV and/or AIDS	13.7	8.1	11.2	10.6	15.9	12.6	11.8	12.3	12.0

**Table 7. Percentage of youth by use of information and communication technology, by sex and age group: Western Visayas, YAFS 2021**

Use of information and communication technology	Male			Female			Both sexes		
	15-19	20-24	15-24	15-19	20-24	15-24	15-19	20-24	15-24
Use the internet	86.2	88.7	87.2	92.0	95.7	93.3	89.5	92.4	90.6
Has access to a smartphone	91.6	93.2	92.3	95.4	96.7	95.9	93.8	95.0	94.3
Had <i>incidental</i> exposure to pornographic or sexually explicit content in the last 3 months	46.4	59.7	51.8	31.5	33.7	32.3	38.0	45.9	41.0
Had <i>intentional</i> exposure to pornographic or sexually explicit content in the last 3 months	24.9	35.0	29.0	7.7	9.5	8.4	15.2	21.5	17.6
Ever sent sex photos or videos through phone or internet	9.8	16.7	12.6	3.2	3.0	3.1	6.0	9.4	7.3
Ever received sex photos or videos through phone or internet	41.5	58.0	48.2	28.4	31.8	29.7	34.1	44.2	38.0
Ever engaged in phone sex	0.4	7.1	3.1	0.4	0.8	0.5	0.4	3.8	1.7

**Table 8. Percentage of youth by selected lifestyle indicators, by sex and age group: Western Visayas, YAFS 2021**

Lifestyle	Male			Female			Both sexes		
	15-19	20-24	15-24	15-19	20-24	15-24	15-19	20-24	15-24
Do physical exercise	73.5	69.4	71.8	68.5	58.8	64.9	70.6	63.8	68.0
With at least 8 average hours of sleep everyday	76.9	61.4	70.6	76.1	61.1	70.6	76.5	61.2	70.6

**Suggested citation:** University of the Philippines Population Institute (UPPI). (2023, January). *YAFS5 regional profile: Western Visayas*. <https://www.uppi.upd.edu.ph/sites/default/files/pdf/yafs5-regional-profiles-WESTERN-VISAYAS.pdf>

