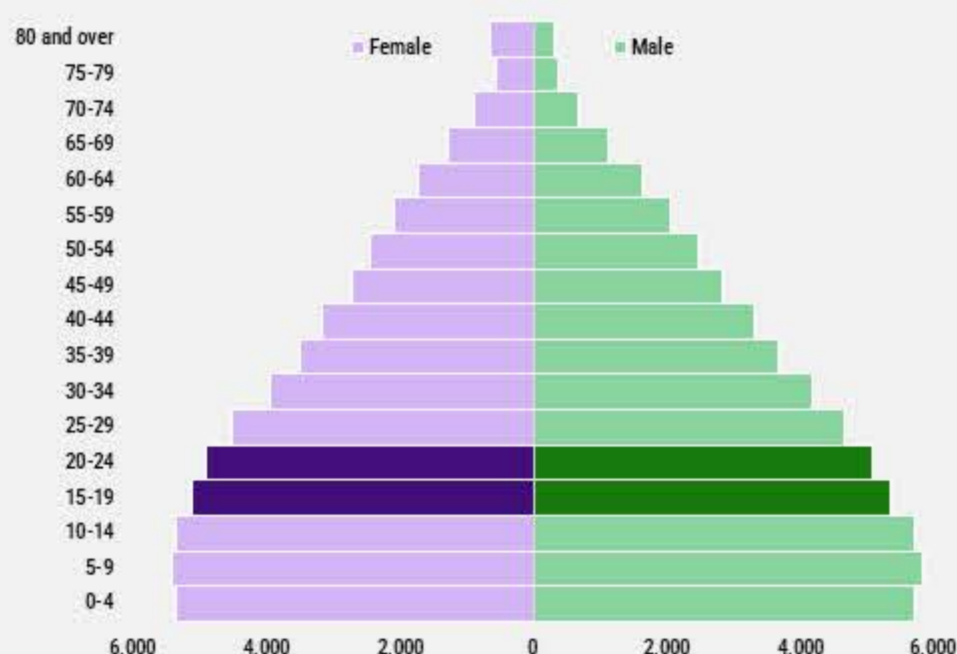




Population Pyramid of Philippines: 2020 (in thousands)



The Philippines exhibits a bell-shaped population pyramid, indicating its maturing population age structure owed to declining birth and death rates.

There are about 20 million youth aged 15-24 in the Philippines, constituting about a fifth (19%) of the country's population.

The following are the sociodemographic characteristics of youth in the Philippines, based on the results from the 2021 Young Adult Fertility and Sexuality Study (YAFS5).

Figure 1. Percentage of youth in the Philippines who ever had premarital sex (PMS) by sex

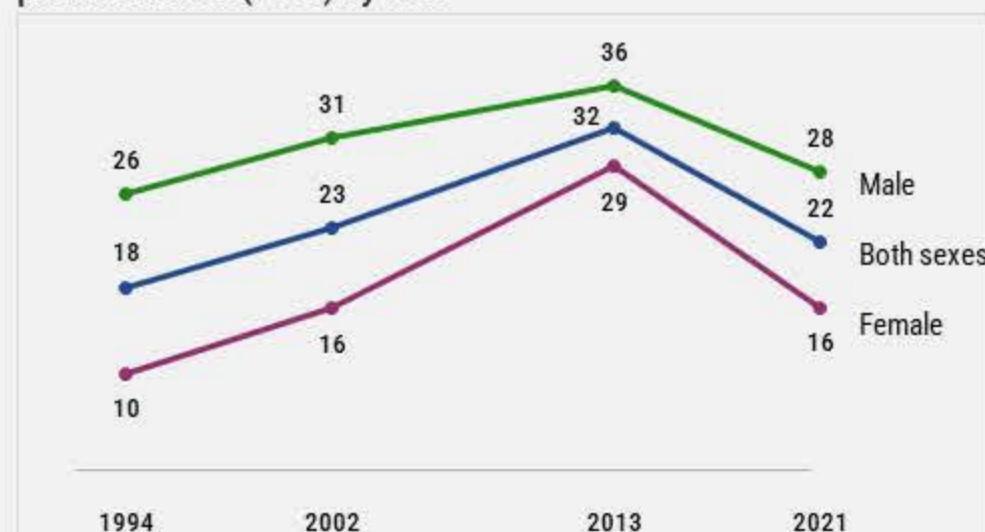
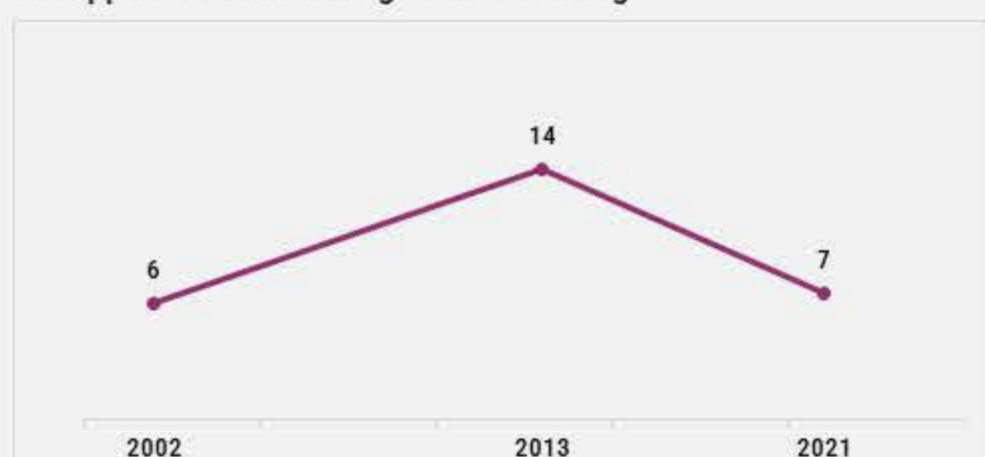


Figure 2. Percentage of female youth of aged 15-19 in the Philippines who have begun childbearing



Source: Household population data from the 2020 Census of Population and Housing

Table 1. Percent distribution of youth by selected background characteristics: Philippines 2021

Background Characteristics	Philippines
Sex	
Male	48.8
Female	51.2
Age	
15-19	58.9
20-24	41.1
Educational attainment	
No education/Elementary level	7.0
Grades 7-10	40.2
Grades 11-12	28.5
Some college or higher	24.3
Socioeconomic status (wealth quintile)	
Lowest (Poorest)	15.1
Second	17.8
Middle	19.2
Fourth	22.0
Highest (Wealthiest)	25.9

Note: Figures in parentheses are based on 25-49 unweighted cases. An asterisk indicates that a figure is based on fewer than 25 unweighted cases and has been suppressed.

The tables below provide a picture of Filipino youth behavior in terms of the percentages of ages 15-24 who engage in certain activities and exhibit particular attributes.

Table 2. Percentage of youth by substance use experience, by sex and age group: Philippines 2021

Substance use and abuse	Male			Female			Both sexes		
	15-19	20-24	15-24	15-19	20-24	15-24	15-19	20-24	15-24
Ever tried smoking	27.8	61.0	41.3	6.0	13.9	9.2	16.7	36.6	24.9
Currently smoking	14.4	35.4	22.9	1.0	3.0	1.8	7.6	18.6	12.1
Ever tried vaping	26.9	34.7	30.0	8.7	12.0	10.1	17.7	22.9	19.8
Currently vaping	4.1	5.1	4.5	0.8	1.7	1.2	2.4	3.3	2.8
Ever tried drinking	56.5	84.0	67.6	44.7	67.6	54.2	50.5	75.5	60.8
Currently drinking	31.1	59.4	42.6	11.9	23.8	16.8	21.3	41.0	29.4

Table 3. Percentage of youth by suicidal experiences and experience of violence, by sex and age group: Philippines 2021

Suicide and violence	Male			Female			Both sexes		
	15-19	20-24	15-24	15-19	20-24	15-24	15-19	20-24	15-24
Ever thought of committing suicide	8.3	12.3	9.9	23.8	23.4	23.6	16.2	18.0	16.9
Ever tried to commit suicide	2.9	4.8	3.7	11.1	10.9	11.0	7.1	8.0	7.5
Been physically hurt by someone in the past 12 months	16.2	11.3	14.2	12.2	6.4	9.8	14.2	8.8	11.9
Ever harassed someone using technology	6.4	5.9	6.2	3.3	1.7	2.6	4.8	3.7	4.4
Ever been harassed by someone using technology	12.8	12.2	12.6	12.7	10.4	11.8	12.8	11.3	12.2

Table 4. Percentage of youth with sexual experience, by sex and age group: Philippines 2021

Sexual risk behaviors	Male			Female			Both sexes		
	15-19	20-24	15-24	15-19	20-24	15-24	15-19	20-24	15-24
Ever had premarital sex (PMS)	13.6	49.5	28.2	6.7	29.3	16.1	10.1	39.1	22.0
Ever had sex before the age of 18, among those aged 18-24	17.9	18.8	18.5	15.7	17.3	16.8	16.8	18.0	17.6
Used contraceptive at first PMS, among those who had PMS	64.4	68.9	67.6	51.8	58.9	57.2	60.2	65.0	63.7
Ever had casual sex among those who had sex	21.6	18.2	19.1	0.8	3.0	2.4	12.0	11.0	11.3
Ever been pregnant or gotten someone pregnant	1.7	16.5	7.7	7.3	37.0	19.6	4.5	27.2	13.8

Note: Figures in parentheses are based on 25-49 unweighted cases. An asterisk indicates that a figure is based on fewer than 25 unweighted cases and has been suppressed. A dash indicates that a figure is less than 0.1 percent.

Table 5. Percentage of female youth aged 15-19 who have begun childbearing, by single age: Philippines 2021

Teenage fertility	Current age					
	15	16	17	18	19	15-19
Young women who have begun childbearing	*	*	4.0	4.3	8.5	6.9

Note: Figures in parentheses are based on 25-49 unweighted cases. An asterisk indicates that a figure is based on fewer than 25 unweighted cases and has been suppressed. A dash indicates that a figure is less than 0.1 percent.

Table 6. Percentage of youth who are aware of sexually transmitted infections, by sex and age group: Philippines 2021

Sexual health awareness	Male			Female			Both sexes		
	15-19	20-24	15-24	15-19	20-24	15-24	15-19	20-24	15-24
Aware of Sexually Transmitted Infections (STIs)	31.8	40.7	35.4	28.6	42.1	34.2	30.2	41.4	34.8
Heard of HIV and/or AIDS	68.4	81.2	73.6	73.4	83.8	77.7	70.9	82.5	75.7
Comprehensive correct knowledge of HIV and/or AIDS	11.0	17.7	13.7	11.5	19.5	14.8	11.3	18.7	14.3

Table 7. Percentage of youth by use of information and communication technology, by sex and age group: Philippines 2021

Use of information and communication technology	Male			Female			Both sexes		
	15-19	20-24	15-24	15-19	20-24	15-24	15-19	20-24	15-24
Use the internet	89.2	88.8	89.0	89.5	90.5	89.9	89.3	89.7	89.5
Has access to a smartphone	90.9	91.7	91.3	92.6	93.0	92.8	91.8	92.4	92.0
Had incidental exposure to pornographic or sexually explicit content in the last 3 months	55.0	59.8	57.0	41.8	43.7	42.6	48.3	51.5	49.6
Had intentional exposure to pornographic or sexually explicit content in the last 3 months	30.5	35.1	32.4	7.4	9.1	8.1	18.8	21.6	19.9
Ever sent sex photos or videos through phone or internet	12.9	16.4	14.3	2.7	3.8	3.2	7.7	9.9	8.6
Ever received sex photos or videos through phone or internet	32.7	40.3	35.8	26.4	27.8	27.0	29.5	33.9	31.3
Ever engaged in phone sex	1.9	7.9	4.3	0.9	1.5	1.2	1.4	4.6	2.7

Table 8. Percentage of youth by selected lifestyle indicators, by sex and age group: Philippines 2021

Lifestyle	Male			Female			Both sexes		
	15-19	20-24	15-24	15-19	20-24	15-24	15-19	20-24	15-24
Do physical exercise	72.8	72.7	72.8	60.3	57.1	59.0	66.5	64.6	65.7
With at least 8 average hours of sleep everyday	72.9	64.0	69.3	72.4	63.3	68.6	72.7	63.6	68.9

Suggested citation: University of the Philippines Population Institute (UPPI). (2022, December). YAFS5 regional profile: Philippines. <https://www.uppi.upd.edu.ph/sites/default/files/pdf/yafs5-regional-profiles-Philippines.pdf>