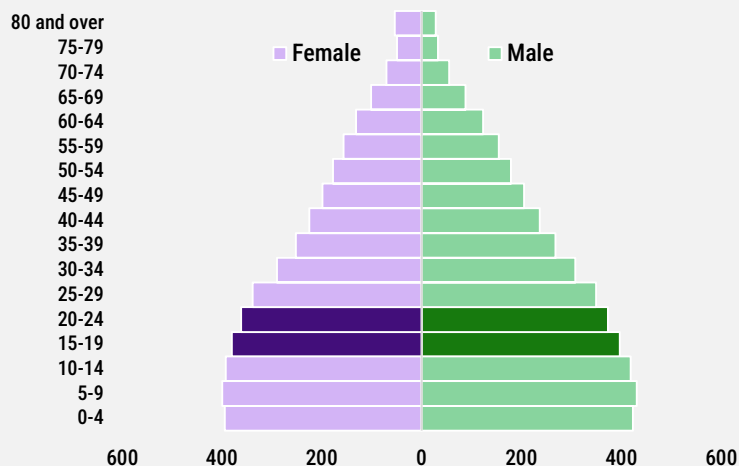


# CENTRAL VISAYAS PROFILE

## 2021 YOUNG ADULT FERTILITY AND SEXUALITY STUDY



**Population Pyramid of Central Visayas: 2020**  
(in thousands)



Source: Household population data from the 2020 Census of Population and Housing

Central Visayas exhibits an almost bell-shaped population pyramid, indicating a still young and growing population whose birth rates are only beginning to decline.

There are 1.5 million youth aged 15-24 in Central Visayas, constituting almost a fifth (18.7%) of the regional population. The region accounts for 7.4% of the country's youth population.

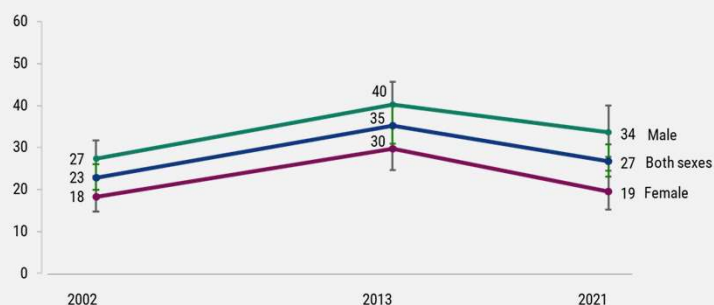
The following are the sociodemographic characteristics of the youth in Central Visayas compared with the whole country, based on the results from the 2021 Young Adult Fertility and Sexuality Study (YAFS5).

**Table 1. Percent distribution of youth by selected background characteristics: Central Visayas and Philippines, YAFS 2021**

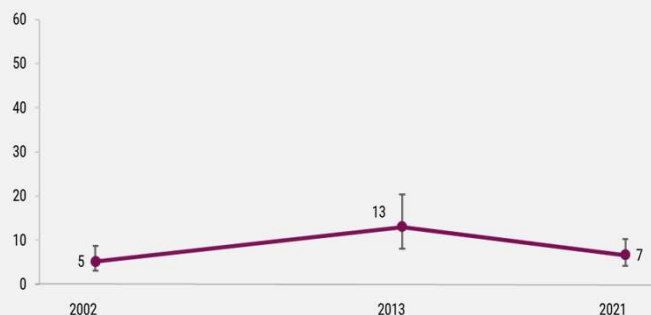
Background Characteristics	Central Visayas	Philippines
<b>Sex</b>		
Male	51.0	48.8
Female	49.0	51.2
<b>Age</b>		
15-19	59.6	58.9
20-24	40.5	41.1
<b>Educational attainment</b>		
No education/Elementary level	(7.5)	7.0
Grades 7-10	44.3	40.2
Grades 11-12	30.2	28.5
Some college or higher	18.1	24.3
<b>Socioeconomic status (wealth quintile)</b>		
Lowest (Poorest)	20.3	15.1
Second	26.1	17.8
Middle	24.4	19.2
Fourth	16.9	22.0
Highest (Wealthiest)	12.3	25.9

Note: Figures in parentheses are based on 25-49 unweighted cases.

**Figure 1. Percentage of youth in Central Visayas who ever had premarital sex (PMS) by sex**



**Figure 2. Percentage of female youth aged 15-19 in Central Visayas who have begun childbearing**



The tables below provide a picture of Central Visayas behavior in terms of the percentages of ages 15-24 who engage in certain activities and exhibit particular attributes.

**Table 2. Percentage of youth by substance use experience, by sex and age group: Central Visayas, YAFS 2021**

Substance use and abuse	Male			Female			Both sexes		
	15-19	20-24	15-24	15-19	20-24	15-24	15-19	20-24	15-24
Ever tried smoking	44.7	81.2	60.9	5.8	6.6	6.1	24.3	48.5	34.1
Currently smoking	23.7	46.6	33.9	1.0	0.5	0.8	11.8	26.3	17.7
Ever tried vaping	27.8	41.0	33.7	9.4	11.9	10.3	18.2	28.2	22.2
Currently vaping	3.7	7.1	5.2	1.8	0.4	1.3	2.7	4.2	3.3
Ever tried drinking	79.7	93.5	85.8	58.2	79.7	66.0	68.4	87.4	76.1
Currently drinking	58.0	77.6	66.7	22.3	40.9	29.0	39.3	61.5	48.3

# CENTRAL VISAYAS PROFILE

## 2021 YOUNG ADULT FERTILITY AND SEXUALITY STUDY



**Table 3. Percentage of youth by suicidal experiences and experience of violence, by sex and age group: Central Visayas YAFS 2021**

Suicide and violence	Male			Female			Both sexes		
	15-19	20-24	15-24	15-19	20-24	15-24	15-19	20-24	15-24
Ever thought of committing suicide	7.7	12.7	9.9	27.4	30.1	28.4	18.0	20.3	18.9
Ever tried to commit suicide	4.5	4.3	4.4	10.3	4.4	8.1	7.6	4.3	6.2
Been physically hurt by someone in the past 12 months	13.0	10.6	11.9	13.2	7.7	11.2	13.1	9.4	11.6
Ever harassed someone using technology	9.8	7.9	9.0	2.2	-	1.4	5.8	4.4	5.3
Ever been harassed by someone using technology	18.4	13.7	16.3	10.6	8.7	9.9	14.3	11.5	13.2

Note: A dash indicates that a figure is less than 0.1 percent.

**Table 4. Percentage of youth with sexual experience, by sex and age group: Central Visayas, YAFS 2021**

Sexual risk behaviors	Male			Female			Both sexes		
	15-19	20-24	15-24	15-19	20-24	15-24	15-19	20-24	15-24
Ever had premarital sex (PMS)	13.5	58.8	33.6	9.3	37.4	19.5	11.3	49.4	26.7
Ever had sex before the age of 18, among those aged 18-24	14.2	23.4	20.3	18.2	13.9	15.5	16.1	19.2	18.1
Used contraceptive at first PMS, among those who had PMS	*	77.6	75.0	(70.9)	67.0	68.2	68.1	74.1	72.6
Ever had casual sex among those who had sex	*	19.3	20.6	(3.9)	6.3	5.5	14.1	14.3	14.3
Ever been pregnant or gotten someone pregnant	-	23.4	10.5	6.7	44.9	21.7	3.8	30.5	14.6

Note: Figures in parentheses are based on 25-49 unweighted cases. An asterisk indicates that a figure is based on fewer than 25 unweighted cases and has been suppressed. A dash indicates that a figure is less than 0.1 percent.

**Table 5. Percentage of female youth aged 15-19 who have begun childbearing, by single age: Central Visayas, YAFS 2021**

Teenage fertility	Current age					
	15	16	17	18	19	15-19
Young women who have begun childbearing	(2.6)	-	(9.4)	(10.8)	(11.2)	6.7

Note: Figures in parentheses are based on 25-49 unweighted cases. A dash indicates that a figure is less than 0.1 percent.

**Table 6. Percentage of youth who are aware of sexually transmitted infections, by sex and age group: Central Visayas, YAFS 2021**

Sexual health awareness	Male			Female			Both sexes		
	15-19	20-24	15-24	15-19	20-24	15-24	15-19	20-24	15-24
Aware of Sexually Transmitted Infections (STIs)	25.6	32.6	28.7	25.7	49.3	34.3	25.7	40.0	31.4
Heard of HIV and/or AIDS	80.7	92.4	85.9	87.0	92.6	89.0	84.0	92.5	87.4
Comprehensive correct knowledge of HIV and/or AIDS	6.7	8.3	7.5	10.8	17.7	13.4	8.9	12.4	10.4

**Table 7. Percentage of youth by use of information and communication technology, by sex and age group: Central Visayas, YAFS 2021**

Use of information and communication technology	Male			Female			Both sexes		
	15-19	20-24	15-24	15-19	20-24	15-24	15-19	20-24	15-24
Use the internet	89.0	90.7	89.7	96.6	96.2	96.4	93.0	93.1	93.0
Has access to a smartphone	94.2	95.5	94.8	96.7	96.8	96.8	95.5	96.1	95.7
Had <i>incidental</i> exposure to pornographic or sexually explicit content in the last 3 months	59.5	68.5	63.5	49.1	53.2	50.6	54.1	61.8	57.2
Had <i>intentional</i> exposure to pornographic or sexually explicit content in the last 3 months	23.8	30.8	26.9	7.6	11.5	9.0	15.3	22.4	18.2
Ever sent sex photos or videos through phone or internet	16.1	23.5	19.4	0.3	3.6	1.5	7.8	14.7	10.6
Ever received sex photos or videos through phone or internet	36.6	47.6	41.5	42.5	60.2	48.9	39.7	53.1	45.1
Ever engaged in phone sex	1.9	11.2	6.0	1.0	3.0	1.8	1.4	7.6	3.9

**Table 8. Percentage of youth by selected lifestyle indicators, by sex and age group: Central Visayas, YAFS 2021**

Lifestyle	Male			Female			Both sexes		
	15-19	20-24	15-24	15-19	20-24	15-24	15-19	20-24	15-24
Do physical exercise	80.7	82.6	81.5	77.0	72.4	75.3	78.7	78.1	78.5
With at least 8 average hours of sleep everyday	76.0	60.2	69.0	69.1	65.6	67.8	72.4	62.5	68.4

**Suggested citation:** University of the Philippines Population Institute (UPPI). (2023, January). *YAFS5 regional profile: Central Visayas*. <https://www.uppi.upd.edu.ph/sites/default/files/pdf/yafs5-regional-profiles-CENTRAL-VISAYAS.pdf>