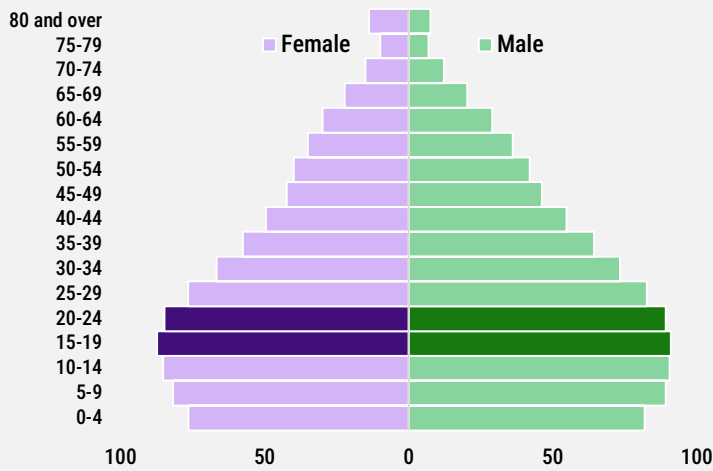


CORDILLERA ADMINISTRATIVE REGION (CAR) PROFILE

2021 YOUNG ADULT FERTILITY AND SEXUALITY STUDY



Population Pyramid of CAR: 2020 (in thousands)



Source: Household population data from the 2020 Census of Population and Housing

The Cordillera Administrative Region exhibits an almost bell-shaped population pyramid, indicating a still young and growing population whose birth rates are only beginning to decline.

There are 0.3 million youth aged 15-24 in CAR, constituting almost a fifth (19.6%) of the regional population. The region accounts for 1.7% of the country's youth population.

The following are the sociodemographic characteristics of the youth in CAR compared with the whole country, based on the results from the 2021 Young Adult Fertility and Sexuality Study (YAFS5).

Table 1. Percent distribution of youth by selected background characteristics: CAR and Philippines, YAFS 2021

Background Characteristics	CAR	Philippines
Sex		
Male	46.7	48.8
Female	53.4	51.2
Age		
15-19	58.9	58.9
20-24	41.1	41.1
Educational attainment		
No education/Elementary level	(4.4)	7.0
Grades 7-10	37.1	40.2
Grades 11-12	31.5	28.5
Some college or higher	27.1	24.3
Socioeconomic status (wealth quintile)		
Lowest (Poorest)	12.3	15.1
Second	21.9	17.8
Middle	24.1	19.2
Fourth	21.2	22.0
Highest (Wealthiest)	20.5	25.9

Note. Figures in parentheses are based on 25-49 unweighted cases.

Figure 1. Percentage of female youth of aged 15-19 in CAR who have begun childbearing

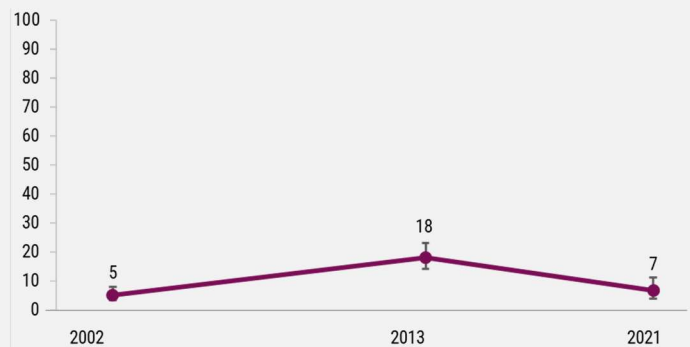
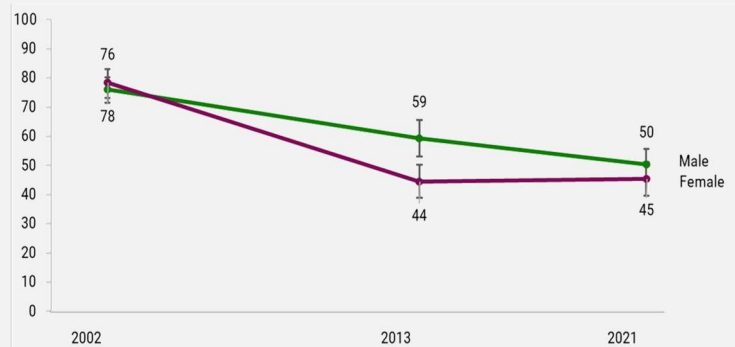


Figure 2. Percentage of youth in CAR who are aware of STIs



The tables below provide a picture of CAR youth behavior in terms of the percentages of ages 15-24 who engage in certain activities and exhibit particular attributes.

Table 2. Percentage of youth by substance use experience, by sex and age group: CAR, YAFS 2021

Substance use and abuse	Male			Female			Both sexes		
	15-19	20-24	15-24	15-19	20-24	15-24	15-19	20-24	15-24
Ever tried smoking	36.4	63.2	47.2	11.7	23.7	16.7	23.4	41.8	30.9
Currently smoking	5.8	16.0	9.9	0.9	3.3	1.9	3.2	9.1	5.7
Ever tried vaping	27.6	27.7	27.7	9.2	11.2	10.1	17.9	18.8	18.3
Currently vaping	2.7	3.0	2.8	0.6	—	0.3	1.6	1.4	1.5
Ever tried drinking	69.5	93.7	79.3	46.0	73.6	57.5	57.1	82.9	67.7
Currently drinking	29.8	61.3	42.5	8.8	18.3	12.8	18.7	38.0	26.6

Note. A dash indicates that a figure is less than 0.1 percent.

CORDILLERA ADMINISTRATIVE REGION (CAR) PROFILE

2021 YOUNG ADULT FERTILITY AND SEXUALITY STUDY



Table 3. Percentage of youth by suicidal experiences and experience of violence, by sex and age group: CAR, YAFS 2021

Suicide and violence	Male			Female			Both sexes		
	15-19	20-24	15-24	15-19	20-24	15-24	15-19	20-24	15-24
Ever thought of committing suicide	8.2	13.3	10.3	32.4	29.4	31.1	21.0	22.0	21.4
Ever tried to commit suicide	2.3	5.9	3.8	12.0	12.4	12.1	7.4	9.4	8.2
Been physically hurt by someone in the past 12 months	14.2	11.9	13.3	14.6	5.4	10.7	14.4	8.4	11.9
Ever harassed someone using technology	3.7	1.9	2.9	3.7	3.3	3.5	3.7	2.6	3.3
Ever been harassed by someone using technology	9.5	11.8	10.4	15.2	12.8	14.2	12.5	12.3	12.4

Table 4. Percentage of youth with sexual experience, by sex and age group: CAR, YAFS 2021

Sexual risk behaviors	Male			Female			Both sexes		
	15-19	20-24	15-24	15-19	20-24	15-24	15-19	20-24	15-24
Ever had premarital sex (PMS)	11.8	46.2	25.7	6.8	36.6	19.2	9.2	41.0	22.2
Ever had sex before the age of 18, among those aged 18-24	16.3	21.6	19.5	11.6	18.3	16.0	14.0	19.8	17.6
Used contraceptive at first PMS, among those who had PMS	*	59.2	59.6	*	47.9	45.6	(51.3)	53.7	53.1
Ever had casual sex among those who had sex	*	16.7	16.3	*	3.0	3.3	(9.8)	9.7	9.7
Ever been pregnant or gotten someone pregnant	1.9	13.5	6.7	7.0	29.2	16.6	4.1	20.7	10.9

Note: Figures in parentheses are based on 25-49 unweighted cases. An asterisk indicates that a figure is based on fewer than 25 unweighted cases and has been suppressed.

Table 5. Percentage of female youth aged 15-19 who have begun childbearing, by single age: CAR, YAFS 2021

Teenage fertility	Current age					
	15	16	17	18	19	15-19
Young women who have begun childbearing	(1.3)	-	(13.2)	9.9	(12.0)	6.7

Note: Figures in parentheses are based on 25-49 unweighted cases. A dash indicates that a figure is less than 0.1 percent.

Table 6. Percentage of youth who are aware of sexually transmitted infections, by sex and age group: CAR, YAFS 2021

Sexual health awareness	Male			Female			Both sexes		
	15-19	20-24	15-24	15-19	20-24	15-24	15-19	20-24	15-24
Aware of Sexually Transmitted Infections (STIs)	47.2	55.2	50.4	37.6	56.1	45.3	42.1	55.7	47.7
Heard of HIV and/or AIDS	79.1	84.8	81.4	84.7	93.9	88.5	82.0	89.7	85.2
Comprehensive correct knowledge of HIV and/or AIDS	30.3	25.7	28.3	12.2	26.5	18.5	20.4	26.1	22.9

Table 7. Percentage of youth by use of information and communication technology, by sex and age group: CAR, YAFS 2021

Use of information and communication technology	Male			Female			Both sexes		
	15-19	20-24	15-24	15-19	20-24	15-24	15-19	20-24	15-24
Use the internet	95.2	97.5	96.1	97.5	96.6	97.1	96.4	97.0	96.6
Has access to a smartphone	98.0	98.4	98.2	98.1	95.4	97.0	98.1	96.8	97.5
Had <i>incidental</i> exposure to pornographic or sexually explicit content in the last 3 months	46.4	54.1	49.5	46.2	49.7	47.7	46.3	51.7	48.5
Had <i>intentional</i> exposure to pornographic or sexually explicit content in the last 3 months	22.8	20.1	21.7	6.0	6.6	6.2	13.9	12.8	13.5
Ever sent sex photos or videos through phone or internet	10.2	8.0	9.3	4.6	4.7	4.6	7.3	6.2	6.8
Ever received sex photos or videos through phone or internet	28.9	27.1	28.1	32.1	26.0	29.5	30.5	26.5	28.9
Ever engaged in phone sex	2.6	2.9	2.7	0.4	0.8	0.6	1.4	1.8	1.6

Table 8. Percentage of youth by selected lifestyle indicators, by sex and age group: CAR, YAFS 2021

Lifestyle	Male			Female			Both sexes		
	15-19	20-24	15-24	15-19	20-24	15-24	15-19	20-24	15-24
Do physical exercise	78.5	78.9	78.7	77.1	76.7	76.9	77.8	77.7	77.7
With at least 8 average hours of sleep everyday	71.5	72.2	71.8	70.8	60.9	66.7	71.1	66.1	69.1

Suggested citation: University of the Philippines Population Institute (UPPI). (2023, January). *YAFS5 regional profile: Cordillera Administrative Region (CAR)*. <https://www.uppi.upd.edu.ph/sites/default/files/pdf/yafs5-regional-profiles-CAR.pdf>

