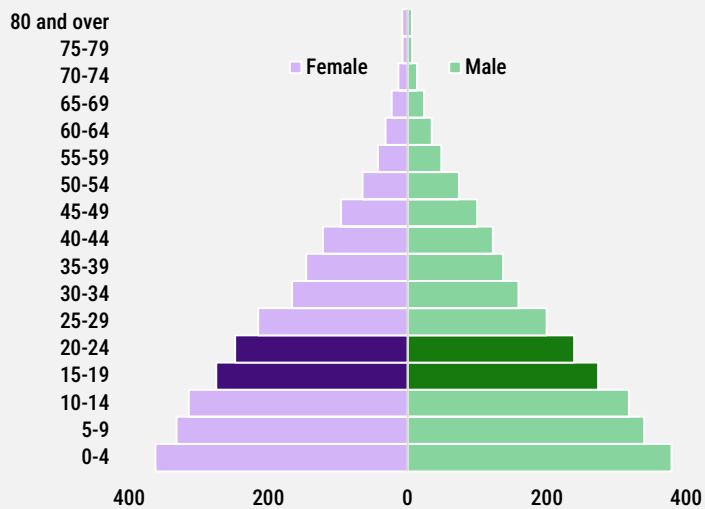


BANGSAMORO AUTONOMOUS REGION IN MUSLIM MINDANAO (BARMM) PROFILE

2021 YOUNG ADULT FERTILITY AND SEXUALITY STUDY



Population Pyramid of BARMM: 2020 (in thousands)



Source: Household population data from the 2020 Census of Population and Housing

The Bangsamoro Autonomous Region in Muslim Mindanao (BARMM) exhibits an expansive population pyramid, indicating a young and growing population.

There are 1.0 million youth aged 15-24 in BARMM, constituting a fifth (21%) of the regional population. The region accounts for 5% of the country's youth population.

The following are the sociodemographic characteristics of the youth in BARMM compared with the whole country, based on the results from the 2021 Young Adult Fertility and Sexuality Study (YAFS5).

Table 1. Percent distribution of youth by selected background characteristics: BARMM and Philippines, YAFS 2021

Background Characteristics	BARMM	Philippines
Sex		
Male	49.4	48.8
Female	50.6	51.2
Age		
15-19	55.9	58.9
20-24	44.2	41.1
Educational attainment		
No education/Elementary level	24.2	7.0
Grades 7-10	46.3	40.2
Grades 11-12	14.3	28.5
Some college or higher	15.2	24.3
Socioeconomic status (wealth quintile)		
Lowest (Poorest)	47.0	15.1
Second	25.7	17.8
Middle	11.9	19.2
Fourth	(9.0)	22.0
Highest (Wealthiest)	(6.4)	25.9

Note. Figures in parentheses are based on 25-49 unweighted cases.

Figure 1. Percentage of youth in BARMM who are smoking cigarettes, by sex

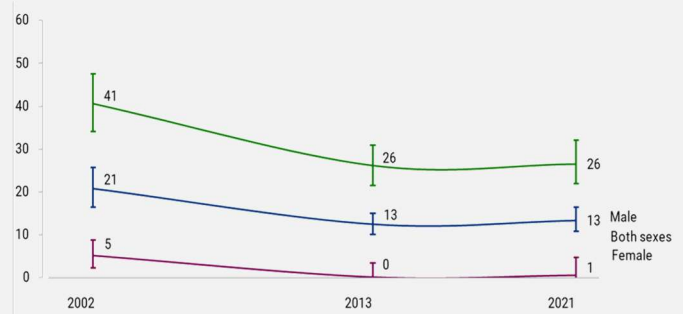
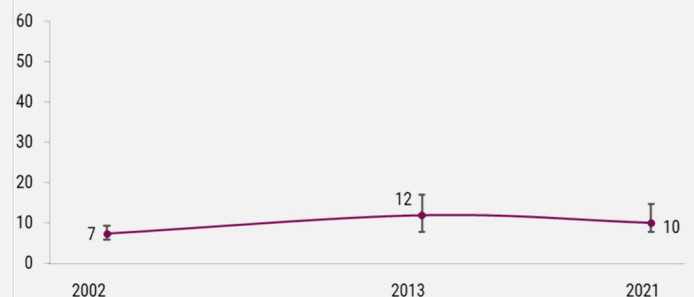


Figure 2. Percentage of female youth of aged 15-19 in BARMM who have begun childbearing



The tables below provide a picture of BARMM youth behavior in terms of the percentages of ages 15-24 who engage in certain activities and exhibit particular attributes.

Table 2. Percentage of youth by substance use experience, by sex and age group: BARMM, YAFS 2021

Substance use and abuse	Male			Female			Both sexes		
	15-19	20-24	15-24	15-19	20-24	15-24	15-19	20-24	15-24
Ever tried smoking	35.7	70.2	50.4	8.0	10.5	9.1	22.0	39.1	29.5
Currently smoking	14.4	42.6	26.5	1.0	—	0.6	7.8	20.4	13.4
Ever tried vaping	20.1	30.1	24.4	1.7	0.7	1.3	11.0	14.8	12.7
Currently vaping	4.3	4.9	4.6	—	—	—	2.2	2.3	2.3
Ever tried drinking	7.1	36.7	19.7	6.1	7.7	6.8	6.6	21.6	13.2
Currently drinking	1.8	6.0	3.6	—	—	—	0.9	2.9	1.8

Note. A dash indicates that a figure is less than 0.1 percent.

BANGSAMORO AUTONOMOUS REGION IN MUSLIM MINDANAO (BARMM) PROFILE

2021 YOUNG ADULT FERTILITY AND SEXUALITY STUDY



Table 3. Percentage of youth by suicidal experiences and experience of violence, by sex and age group: BARMM, YAFS 2021

Suicide and violence	Male			Female			Both sexes		
	15-19	20-24	15-24	15-19	20-24	15-24	15-19	20-24	15-24
Ever thought of committing suicide	6.1	7.4	6.7	18.9	17.4	18.2	12.4	12.6	12.5
Ever tried to commit suicide	3.4	3.4	3.4	3.3	6.1	4.6	3.3	4.8	4.0
Been physically hurt by someone in the past 12 months	15.1	21.3	17.7	11.7	2.8	7.6	13.4	11.6	12.6
Ever harassed someone using technology	3.4	3.3	3.4	6.2	1.9	4.3	4.8	2.6	3.8
Ever been harassed by someone using technology	13.8	9.2	11.8	7.7	1.7	5.0	10.8	5.3	8.4

Table 4. Percentage of youth with sexual experience, by sex and age group: BARMM, YAFS 2021

Sexual risk behaviors	Male			Female			Both sexes		
	15-19	20-24	15-24	15-19	20-24	15-24	15-19	20-24	15-24
Ever had premarital sex (PMS)	6.0	23.8	13.7	1.2	3.1	2.0	3.6	13.0	7.8
Ever had sex before the age of 18, among those aged 18-24	15.8	15.8	15.8	22.2	24.5	23.7	19.4	20.3	20
Used contraceptive at first PMS, among those who had PMS	*	(75.7)	(69.9)	–	–	–	(44.1)	66.4	60.6
Ever had casual sex among those who had sex	*	(4.5)	(6.4)	–	–	–	(5.0)	2.0	2.6
Ever been pregnant or gotten someone pregnant	–	27.1	11.9	10.0	51.4	28.6	4.9	39.4	20.1

Note. Figures in parentheses are based on 25-49 unweighted cases. An asterisk indicates that a figure is based on fewer than 25 unweighted cases and has been suppressed. A dash indicates that a figure is less than 0.1 percent.

Table 5. Percentage of female youth aged 15-19 who have begun childbearing, by single age: BARMM, YAFS 2021

Teenage fertility	Current age					
	15	16	17	18	19	15-19
Young women who have begun childbearing	–	–	*	*	*	10.0

Note. An asterisk indicates that a figure is based on fewer than 25 unweighted cases and has been suppressed. A dash indicates that a figure is less than 0.1 percent.

Table 6. Percentage of youth who are aware of sexually transmitted infections, by sex and age group: BARMM, YAFS 2021

Sexual health awareness	Male			Female			Both sexes		
	15-19	20-24	15-24	15-19	20-24	15-24	15-19	20-24	15-24
Aware of Sexually Transmitted Infections (STIs)	10.3	12.2	11.1	10.9	16.4	13.4	10.6	14.4	12.3
Heard of HIV and/or AIDS	23.7	49.6	34.8	35.8	51.1	42.7	29.7	50.4	38.8
Comprehensive correct knowledge of HIV and/or AIDS	2.3	10.4	7.2	4.9	19.4	12.8	3.8	15.1	10.3

Table 7. Percentage of youth by use of information and communication technology, by sex and age group: BARMM, YAFS 2021

Use of information and communication technology	Male			Female			Both sexes		
	15-19	20-24	15-24	15-19	20-24	15-24	15-19	20-24	15-24
Use the internet	68.7	80.8	73.9	75.6	68.7	72.5	72.1	74/5	73.2
Has access to a smartphone	87.5	86.7	87.2	86.9	77.0	82.4	87.2	81.7	84.8
Had <i>incidental</i> exposure to pornographic or sexually explicit content in the last 3 months	38.4	47.5	42.3	28.1	24.3	26.3	33.3	35.4	34.2
Had <i>intentional</i> exposure to pornographic or sexually explicit content in the last 3 months	23.1	24.1	23.5	6.2	1.9	4.3	14.7	12.6	13.8
Ever sent sex photos or videos through phone or internet	9.5	17.2	12.8	1.1	0.7	0.9	5.4	8.6	6.8
Ever received sex photos or videos through phone or internet	17.8	25.3	21.0	13.4	13.1	13.3	15.6	19.0	17.1
Ever engaged in phone sex	1.6	4.0	2.6	–	–	–	0.8	1.9	1.3

Note. Figures in parentheses are based on 25-49 unweighted cases. An asterisk indicates that a figure is based on fewer than 25 unweighted cases and has been suppressed. A dash indicates that a figure is less than 0.1 percent.

Table 8. Percentage of youth by selected lifestyle indicators, by sex and age group: BARMM, YAFS 2021

Lifestyle	Male			Female			Both sexes		
	15-19	20-24	15-24	15-19	20-24	15-24	15-19	20-24	15-24
Do physical exercise	64.4	64.1	64.3	52.7	55.9	54.2	58.6	59.8	59.2
With at least 8 average hours of sleep everyday	78.5	73.2	76.2	83.3	63.0	74.1	80.9	67.9	75.2

Suggested citation: University of the Philippines Population Institute (UPPI). (year, month date). *YAFS5 regional profile: Bangsamoro Autonomous Region In Muslim Mindanao (BARMM)*. <https://www.uppi.upd.edu.ph/sites/default/files/pdf/yafs5-regional-profiles-BARMM.pdf>

